

CEPD

*Community & Educational
Physical Development*

CEPD Summer Camp Drop Off and Collection Procedures



-Each cluster will be split into 2 further bubbles that they will stay in for the full 5 weeks, please see below for the bubbles as this will determine where you drop your child off as we will be using separate entrances where possible.

Cluster 1

Bubble 1:

- Cherry Grove
- Waverton
- Tattenhall
- Queens Park High

Bubble 2:

- Huntington
- Guilden Sutton
- St Oswalds

Cluster 2

Bubble 1:

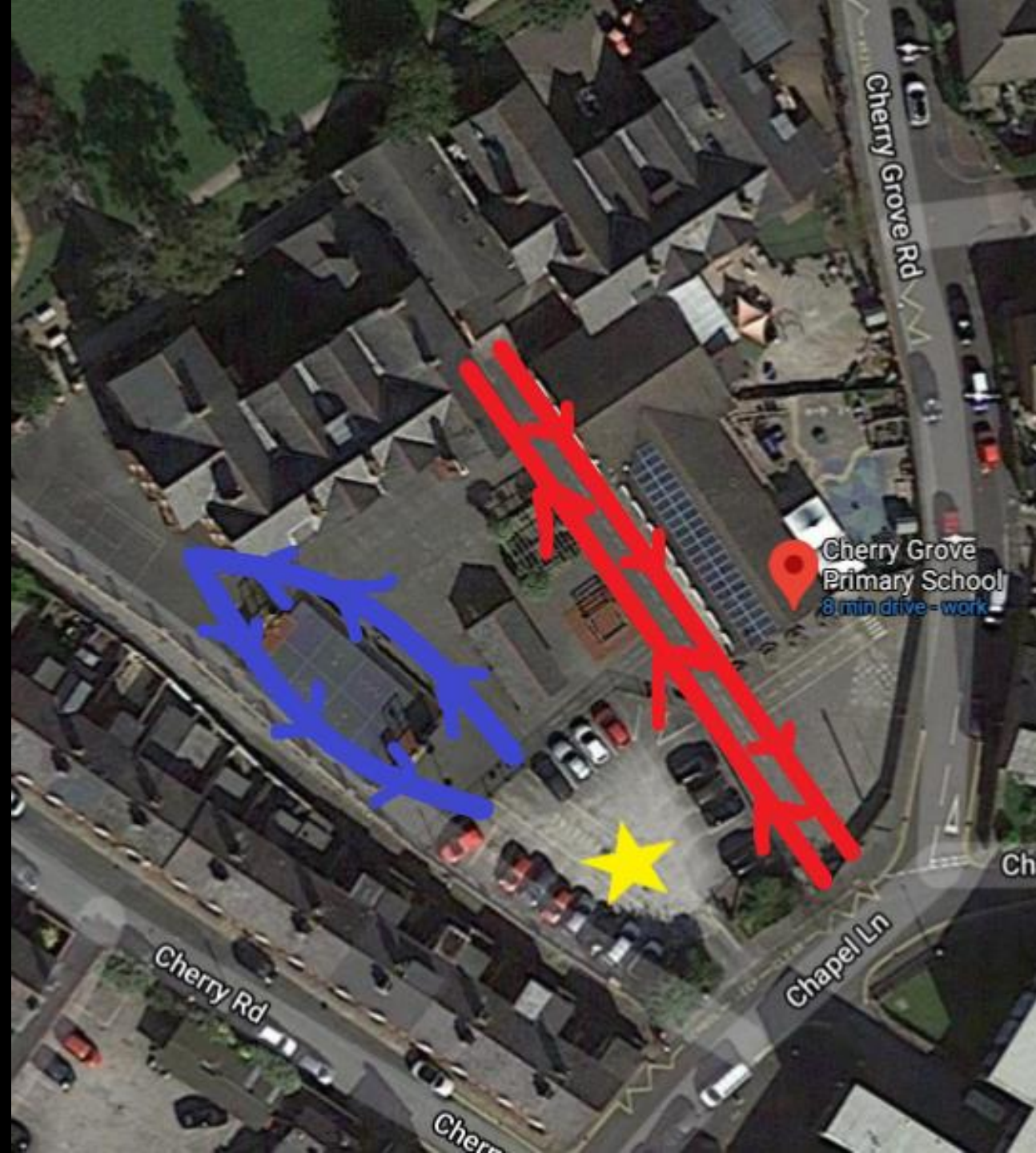
- Mickle Trafford
- Boughton Heath
- Tarvin
- Queens

Bubble 2:

- Saughton
- Christleton
- Oldfield
- Christleton High

Cherry Grove Primary School (Week 1 & 3)

- All parents to park in the main car park off Chapel Lane (starred on map).
- Bubble 1 to enter through the small gate to the side of the car park following the red line in/out of the playground. Parents will be met at the glass doors where the children will be signed in.
- Bubble 2 to enter through the large double gates to the back of the car park following the blue line in/out of the playground. Parents will be met at the glass doors where the children will be signed in.
- A member of staff will be in the playground directing you to the correct drop off/collection point should you need any assistance.



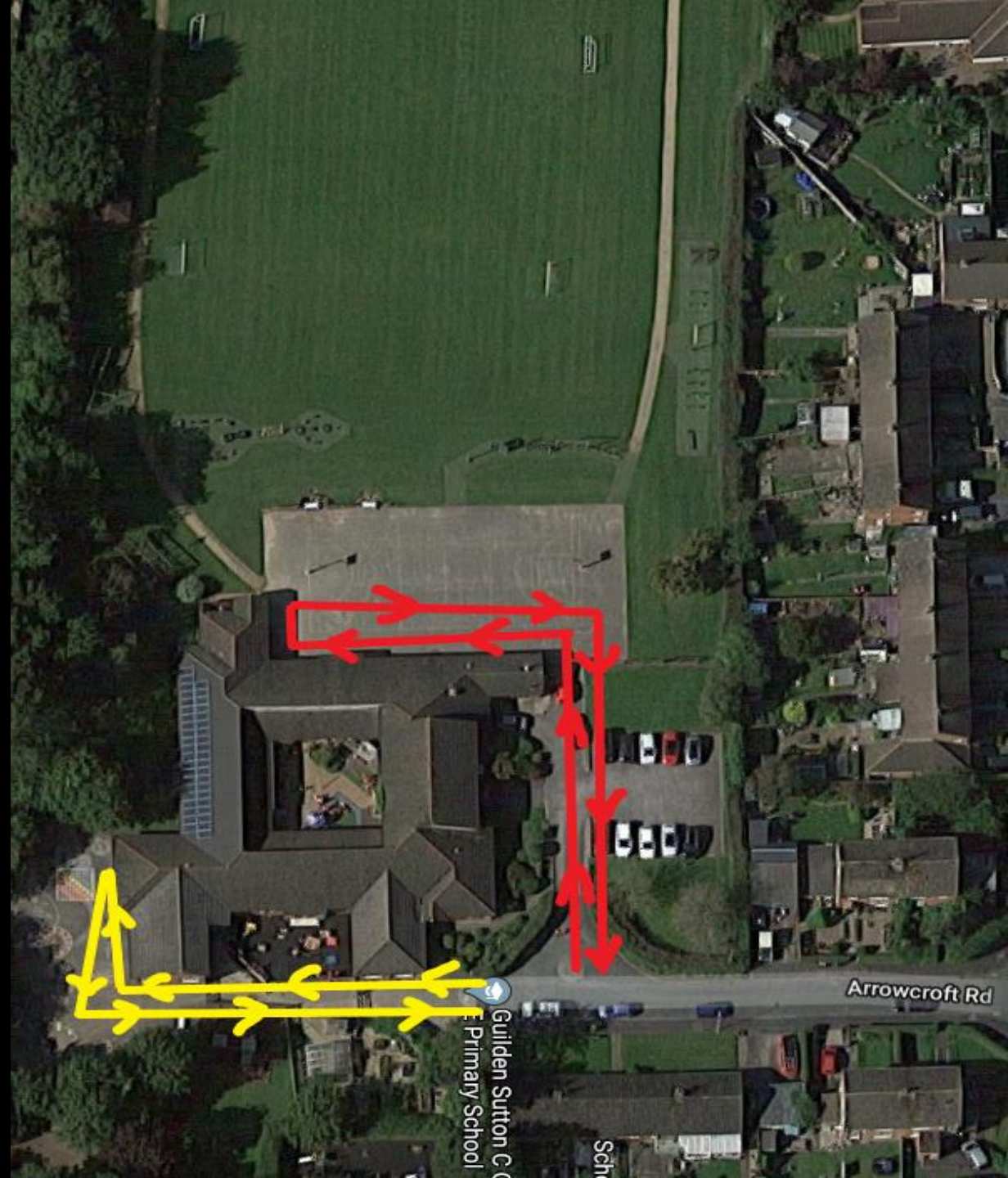
Mickle Trafford Village School (Week 1 & 2)

- All parents to park on School Lane (minimal space in staff car park).
- Bubble 1 to enter through the large double gates to the side of the car park following the red line in/out of the playground. Parents will be met at the glass doors where the children will be signed in.
- Bubble 2 to enter through the large double gates to the back of the car park following the blue line in/out of the playground. Parents will be met at the glass doors where the children will be signed in.
- A member of staff will be in the playground directing you to the correct drop off/collection point should you need any assistance.



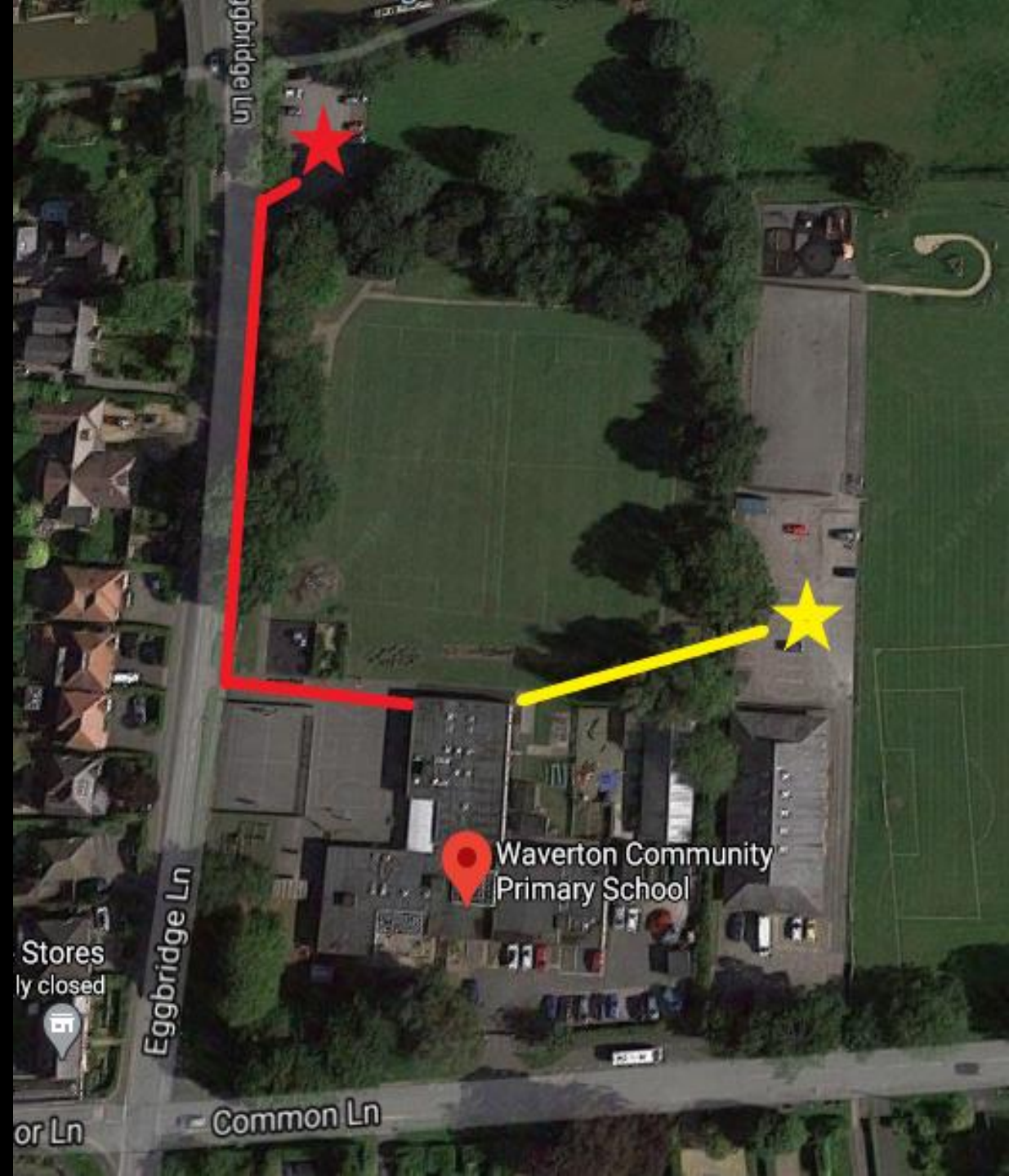
Guilden Sutton Primary School (Week 2 & 3)

- All parents to park on Arrowcroft Rd (minimal space in staff car park).
- Bubble 1 to enter through the infant entrance gates following the yellow line into the playground. Parents will be met at the classroom doors where the children will be signed in. Follow the yellow line to join the one way system (yellow line) to exit.
- Bubble 2 to enter through the staff car park gates following the red line in/out of the playground. Parents will be met at the classroom doors where the children will be signed in. Follow the one way system to exit through the staff car park.
- A member of staff will be in the playground directing you to the correct drop off/collection point should you need any assistance.



Waverton Primary School (Week 4 & 5)

- Bubble 1 to park in the canal side car park off Eggbridge Lane and enter through the gates to the side of the playground following the red line in/out of the playground. Parents will be met at the gates and the children will be signed in at the classroom door.
- Bubble 2 to park in the village hall car park off Common Lane and enter through the gate following the path (yellow line) in/out of the playground. Parents will be met at the gate and the children will be signed in at the classroom door.
- A member of staff will be in the playground directing you to the correct drop off/collection point should you need any assistance.



Boughton Heath Primary School (Week 4 & 5)

- All parents to park on Beckett's Lane (minimal space in staff car park).
- Bubble 1 to enter through the infant entrance gates following the red line into the playground. Parents will be met at the classroom doors where the children will be signed in. Follow the red line to join the one way system (yellow line) to exit through the staff car park.
- Bubble 2 to enter through the junior gates following the yellow line in/out of the playground. Parents will be met at the classroom doors where the children will be signed in. Follow the one way system to exit through the staff car park.
- A member of staff will be in the playground directing you to the correct drop off/collection point should you need any assistance.

